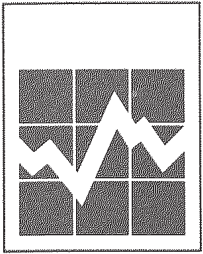


Statistics Canada (Canadian Centre for Health Information): Health Reports, Supplement No. 13, Vol. 2, No. 4, Life Tables, Canada and Provinces, 1985-1987; Ottawa, 1991, p. 56.



Catalogue 82-003S Quarterly

Canadian Centre
for Health Information

Health Reports

Supplement No. 13
1990 Volume 2 No. 4

**Life Tables, Canada
and Provinces
1985-1987**




Catalogue 82-003S Trimestriel

Centre canadien
d'information sur la santé

Rapports sur la santé

Supplément n° 13
1990 volume 2 n° 4

**Tables de mortalité
Canada et provinces
1985-1987**



Statistics
Canada

Statistique
Canada

Canada

ABRIDGED LIFE TABLES, 1985-1987
TABLE ABREGÉE DE MORTALITÉ, 1985-1987
PRINCE EDWARD ISLAND / ILE-DU PRINCE EDOUARD

MALE / SEXE MASCULIN

AGE GROUP - GROUPE D'AGES	L	D	P	Q	LL	T	E
UNDER 1 - MOINS DE 1	100000	632	0.99368	0.00632	99575	7256971	72.57
1 - 5	99368	237	0.99762	0.00238	396806	7157396	72.03
5 - 10	99131	213	0.99785	0.00215	495123	6760590	68.20
10 - 15	98918	190	0.99808	0.00192	494200	6265467	63.34
15 - 20	98728	620	0.99372	0.00628	492214	5771267	58.46
20 - 25	98108	792	0.99193	0.00807	488580	5279053	53.81
25 - 30	97316	717	0.99263	0.00737	484753	4790473	49.23
30 - 35	96599	625	0.99354	0.00646	481504	4305720	44.57
35 - 40	95974	1063	0.98892	0.01108	477300	3824216	39.85
40 - 45	94911	1045	0.98900	0.01100	472105	3346916	35.26
45 - 50	93866	1840	0.98040	0.01960	465096	2874811	30.63
50 - 55	92026	2798	0.96959	0.03041	453658	2409715	26.19
55 - 60	89228	4344	0.95131	0.04869	436481	1956057	21.92
60 - 65	84884	8566	0.89909	0.10091	404529	1519576	17.90
65 - 70	76318	11661	0.84720	0.15280	353394	1115047	14.61
70 - 75	64657	13161	0.79645	0.20355	290937	761653	11.78
75 - 80	51496	14327	0.72180	0.27820	222460	470716	9.14
80 - 85	37169	16990	0.54290	0.45710	142702	248256	6.68
85 - 90	20179	11111	0.44938	0.55062	71467	105554	5.23
90+	9068	9068	0.00000	1.00000	34087	34087	3.76

FEMALE / SEXE FEMININ

AGE GROUP - GROUPE D'AGES	L	D	P	Q	LL	T	E
UNDER 1 - MOINS DE 1	100000	516	0.99484	0.00516	99636	8035417	80.35
1 - 5	99484	141	0.99858	0.00142	397532	7935781	79.77
5 - 10	99343	87	0.99913	0.00087	496497	7538249	75.88
10 - 15	99256	69	0.99930	0.00070	496129	7041752	70.95
15 - 20	99187	188	0.99811	0.00189	495493	6545623	65.99
20 - 25	98999	206	0.99792	0.00208	494493	6050130	61.11
25 - 30	98793	248	0.99750	0.00250	493358	5555637	56.24
30 - 35	98545	267	0.99729	0.00271	492072	5062279	51.37
35 - 40	98278	309	0.99686	0.00314	490729	4570207	46.50
40 - 45	97969	803	0.99180	0.00820	487969	4079478	41.64
45 - 50	97166	932	0.99041	0.00959	483692	3591509	36.96
50 - 55	96234	1720	0.98213	0.01787	477286	3107817	32.29
55 - 60	94514	2931	0.96899	0.03101	465634	2630531	27.83
60 - 65	91583	3598	0.96071	0.03929	449562	2164897	23.64
65 - 70	87985	6005	0.93175	0.06825	425965	1715335	19.50
70 - 75	81980	8644	0.89456	0.10544	389555	1289370	15.73
75 - 80	73336	12074	0.83536	0.16464	338343	899815	12.27
80 - 85	61262	17506	0.71423	0.28577	263897	561472	9.17
85 - 90	43756	18567	0.57569	0.42431	173963	257575	6.80
90+	25189	25189	0.00000	1.00000	123612	123612	4.91